

Specification of Thermoelectric Module

TEC1-21908

Description

The 219 couples, 55 mm × 50 mm size module which is made of selected high performance ingot to achieve superior cooling performance and greater delta T up to 70 °C, designed for superior cooling and heating up to 100 °C applications. If higher operation or processing temperature is required, please specify, we can design and manufacture the custom made module according to your special requirements.

Features

- No moving parts, no noise, and solid-state
- Compact structure, small in size, light in weight
- Environmental friendly
- RoHS compliant
- Precise temperature control
- Exceptionally reliable in quality, high performance


Application

- Food and beverage service refrigerator
- Portable cooler box for cars
- Liquid cooling
- Temperature stabilizer
- CPU cooler and scientific instrument
- Photonic and medical systems

Performance Specification Sheet

Th(°C)	27	50	Hot side temperature at environment: dry air, N ₂
DT _{max} (°C)	70	79	Temperature Difference between cold and hot side of the module when cooling capacity is zero at cold side
U _{max} (Voltage)	27.5	29.7	Voltage applied to the module at DT _{max}
I _{max} (amps)	8.2	8.2	DC current through the modules at DT _{max}
Q _{Cmax} (Watts)	141.6	154.7	Cooling capacity at cold side of the module under DT=0 °C
AC resistance(ohms)	2.60	2.87	The module resistance is tested under AC
Tolerance (%)	± 10		For thermal and electricity parameters

Geometric Characteristics Dimensions in millimeters



Manufacturing Options

A. Solder:

1. T100: BiSn (Tmelt=138°C)
2. T200: CuAgSn (Tmelt = 217°C)
3. T240: SbSn (Tmelt = 240°C)

B. Sealant:

1. NS: No sealing (Standard)
2. SS: Silicone sealant
3. EPS: Epoxy sealant

C. Ceramics:

1. Alumina (Al₂O₃, white 96%)
2. Aluminum Nitride (AlN)

D. Ceramics Surface Options:

1. Blank ceramics (not metalized)
2. Metalized

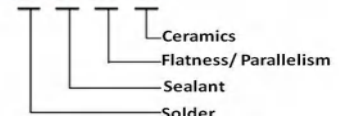
Ordering Option

Suffix	Thickness (mm)	Flatness/Parallelism (mm)	Lead wire length(mm) Standard/Optional length
TF	0:3.4±0.1	0:0.1/0.1	125±1/Specify
TF	1:3.4±0.05	1:0.05/0.05	125±1/Specify

Eg. TF00: Thickness 3.4 ± 0.1 (mm) and Flatness 0.1 / 0.1 (mm)

Naming for the Module

TEC1-21908- X -X - X - X



TEC1-21908-T100 -NS -TF00 -AIO

T100: BiSn (Tmelt=138°C)

NS: No sealing

AIO: Alumina (Al₂O₃, white 96%)

TF00: Thickness ±0.1 (mm) and Flatness/Parallelism: 0.05/0.05 (mm)

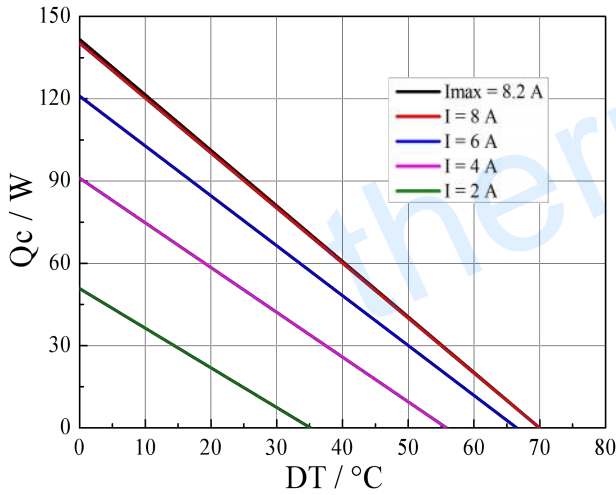
Creative technology with fine manufacturing processes provides you the reliable and quality products

Tel: +86-791-88198288 Fax: +86-791-88198308 Email: sales@thermonamic.com.cn Web Site: www.thermonamic.com.cn

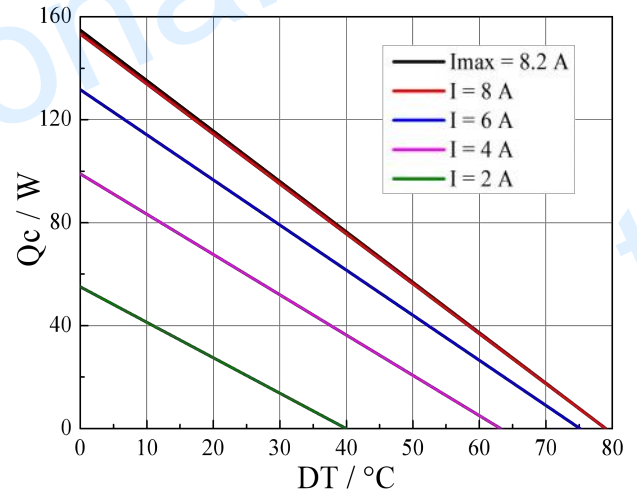
Specification of Thermoelectric Module

TEC1-21908

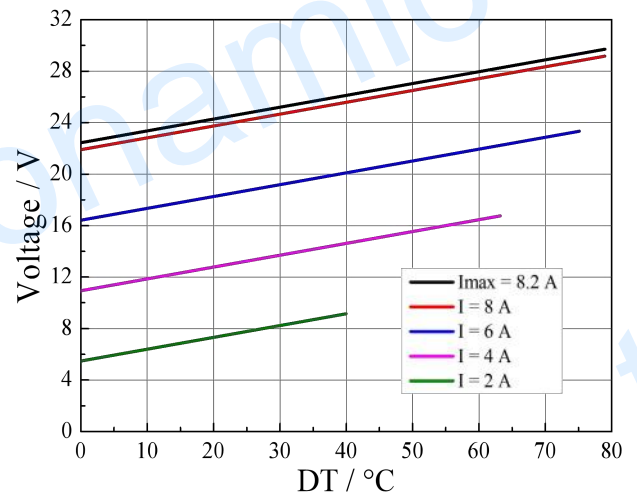
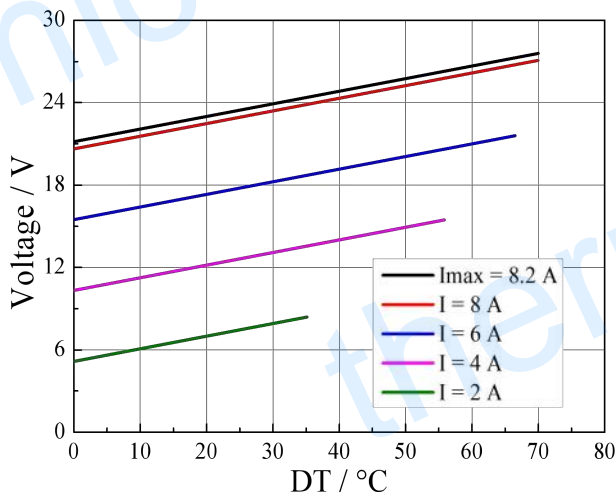
Performance Curves at $T_h=27^\circ\text{C}$



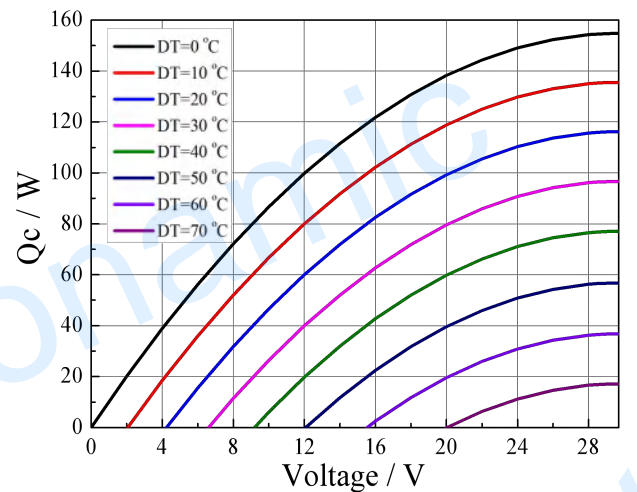
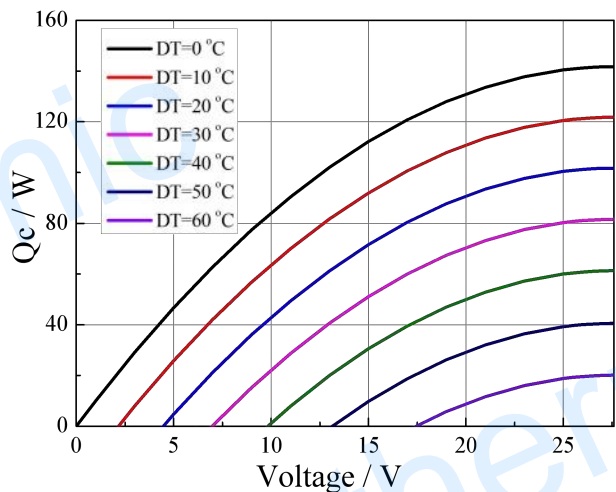
Performance Curves at $T_h=50^\circ\text{C}$



Standard Performance Graph $Q_c = f(DT)$



Standard Performance Graph $V = f(\Delta T)$

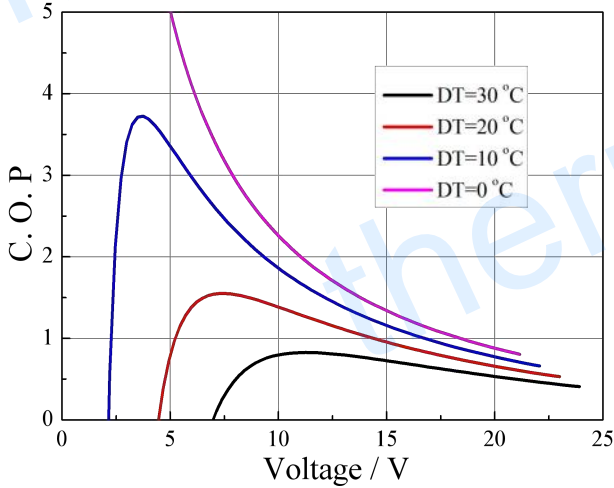


Standard Performance Graph $Q_c = f(V)$

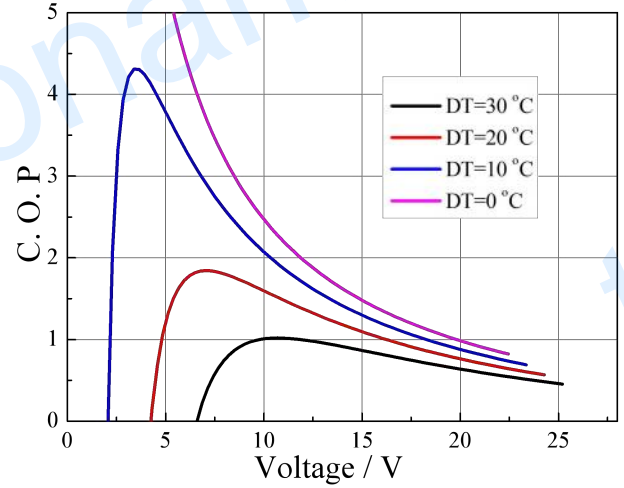
Specification of Thermoelectric Module

TEC1-21908

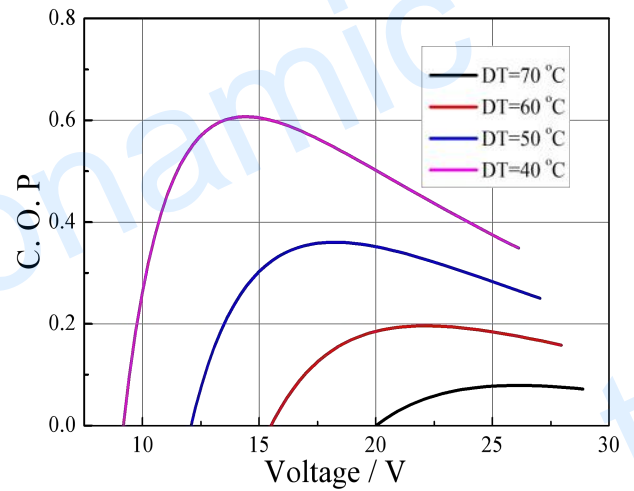
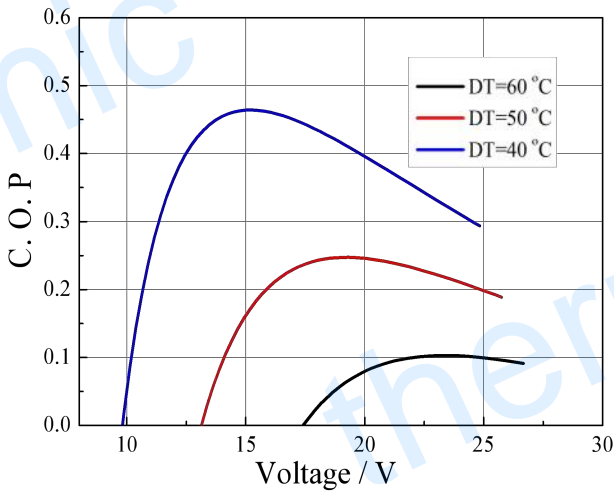
Performance Curves at $T_h=27\text{ }^\circ\text{C}$



Performance Curves at $T_h=50\text{ }^\circ\text{C}$



Standard Performance Graph COP = f(V) of ΔT ranged from 0 to 30 °C



Standard Performance Graph COP = f(V) of ΔT ranged from 40 to 60/70 °C

Remark: The coefficient of performance (COP) is the cooling power Q_c /Input power ($V \times I$).

Operation Cautions

- Attach the cold side of module to the object to be cooled
- Attach the hot side of module to a heat radiator for heat dissipating.
- Storage module below 100 °C
- Operation below I_{max} or V_{max}
- Work under DC